

PUSHPANJALI MODERN PUBLIC SCHOOL

(GOVT.RECOGNISED)

f - Pmps@2004

Website-www.Pushpanjalitheschool.com

TEL. NO.:987393-2053,987343-2053

Session-2025-26

Summer holidays

homework



PUSHPANJALI THE SCHOOL				
Meritorious	Commendable	Superb	Note Worthy	Exemplary
Remarkable	Resilience	Passion	Dedication	Creativity

PUSHPANJALI THE SCHOOL				
Meritorious	Commendable	Superb	Note Worthy	Exemplary
Remarkable	Resilience	Passion	Dedication	Creativity

Dear Parents

Summer vacation is the much awaited time for the students. They want to make the best out of these days. At the same time, it's a great opportunity for parents to spend quality time with their children. These days are valuable and can be figured into the most useful time of the year.

A. Inculcate the habit of reading and writing.

- Create reading rituals and read together with your child. It doesn't need to be a book always. It could be anything such as newspapers, magazines, hoardings etc.

B. Sensitize your children towards plants, animals, birds and their elders.

- Grow plants with children and set a time to water them.
- Make them keep a shallow earthen pot full of water of animals, outside your house and on terrace for birds. Don't forget to feed the birds, stray dogs in this scorching heat.
- Ask them to respect their elders, hear stories from them, greet them in the morning. Also motivate them to help physically challenged person.

C. Make healthy lifestyle a priority.

D. Edify children to adopt cleanliness and personal hygiene.

E. Work in the direction of their overall development.

- Try to converse in English with them , start with small sentences.
- Try to keep your ward away from internet in case, he/she asks for a screen time. Kindly restrict the timings for games and TV
- Motivate them to play outdoor games. Play with them.

F. Nurture in them the concern about nature and others .

- Let them visit their hometown so that they stay connected to their culture and civilization.
- Make visits to public places and let them introduce about how anything functions.

The Holiday Homework must be completed in all respect and should be submitted to the class teacher/respective subject teacher within three days of reopening of School after summer vacation.

'HAPPY SUMMER HOLIDAYS'

PUSHPANJALI MODERN PUBLIC SCHOOL

HOLIDAY HOME WORK (2024-25)

CLASS : 2nd

Name :Roll No.

Subject English

- learn and write ch-1 and 2.
- Do one page writing daily.
- paste the picture of your birthday celebration in your notebook write five sentences to describe it.

English Gra :-

- learn and write ch-1 to 5.
- write 10 sentences using full stop (.) and question mark (?).
- learn and write Essay “ COW “. (5 times)

Activity :-

- Make any craft activity to represent the topic vowels.

Finish the words using the Vowels

A E I O U



ST__R



M__CE



GL__E



GL__BE



B__LL



P__IL



F__RK



L__AF



G__RL



R__N



FR__G



GR__PE



P__N



B__RD



M__G



C__RN

Rearrange Jumbled Sentences

1. is / my / name / John.

2. in / she / the / park / likes / to / walk. kenenglistips.com

3. English / I / learning / am.

4. always / late / he / is / for / class.

5. ice cream / I / love / eating.

6. the / she / morning / in / yoga / does.

7. to / want / travel / I / the / world / around.

8. happy / my / makes / music / me.

9. for / the / party / is / she / getting / ready.

10. hot / drink / I / prefer / tea.

11. ride / a / bike / enjoys / he.

12. the / beach / loves / she / at / to / swim.



Subject Hindi

हिंदी :-

- पाठ 1 से 2 तक लिखो एवं याद करो ।
- रोजाना एक पेज सुलेख लिखो।

गतिविधि :-

- भारत की एकता पर दो नारे लिखो । (A4 size)

हिंदी व्याकरण :-

- पाठ 1 से 2 तक लिखो एवं याद करो।
- गाय का निबंध लिखो एवं याद करो (पांच बार)

गतिविधि :-

- स्वर और व्यंजन का अभ्यास करो।

नाम..... कक्षा दिनांक.....

भाषा का वरदान केवल मनुष्य को मिला है।
अच्छ बोलें, मन में उतरे भाषा एक वरदान है।

प्र1. चित्र देखकर भाषा के रूप लिखिए-



.....



.....



.....



.....



.....



.....

प्र2. लिपि से मिलान करिए-

पंजाबी

फ़ारसी

हिंदी

रोमन

अंग्रेज़ी

देवनागरी

उर्दू

गुरुमुखी

Work Sheet 5

1 स्वर – वर्णों को सही क्रम से लगाओ –

ओ ऐ इ अं उ अ ए औ ई अः ऊ ऋ आ

2 व्यंजन – वर्णों के वर्ग को सही क्रम में लगाओ –

त थ द ध न

च छ ज झ ञ

क ख ग घ ङ

ट ठ ड ढ ण

To remember the sequence of Vyanjan, learn by heart - क, घट, तप, यश



Subject Maths

- Do practice ch-1 and 2 .
- learn tables 2 to 10.

Activity :-

- Draw the 2D and 3D Shapes (chart paper).

COMPLETE THE PATTERN

Finish each pattern by drawing the shape that comes next!

Name _____

Date _____



— — — —



— — — —



— — — —



— — — —



— — — —

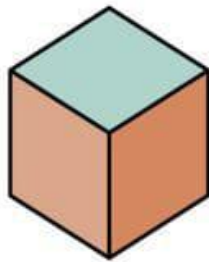
Name: _____

Date: _____


3D Shapes Naming

Direction:


Match the shapes to their correct name.



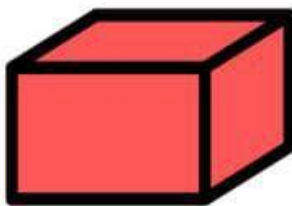
Cone



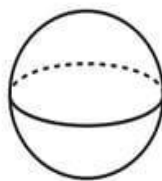
Sphere



Cube



Cylinder



Cuboid

Subject EVS

- Learn and write ch-1 and 2.
- what are your hobbies describe it.

Activity :-

- Paste 5 pictures of internal and external sense organs (in scrap book).
- Make a chart of healthy habits.
- Make a family tree in scrap book.



Healthy Habits

A. Read the sentences. Write 'G' for the good habits and 'B' for the bad habits :

1. Washing hands after playing football. _____
2. Sharing a drinking straw with your friend. _____
3. Covering nose with a tissue while sneezing. _____
4. Littering a picnic spot. _____
5. Eating an apple while playing with a pet dog. _____

B. Fill in the blanks with words from the box :

posture, chew, food, sound, wake up

1. Our body needs _____ and proper care to be healthy.
2. It is important to maintain a good _____ while standing.
3. _____ the food well and do not make any _____ while chewing.
4. Go to bed early at night and _____ early in the morning.

C. Circle the items that you use in the washroom to keep yourself clean :



THE HUMAN BODY

1. Watch the video "[BBC Learning - Major Organs of the Human Body](#)" and complete the next sentences.

stomach	brain	kidneys	skin	heart	liver	lungs
---------	-------	---------	------	-------	-------	-------

- a) Your _____ does all your **thinking** and tells the other part of your body **what to do**.
- b) Your _____ **pumps blood** around your body.
- c) Your _____ **bring air** in and out of your body.
- d) Your _____ **digests** your food breaking it down.
- e) Your _____ **cleans** your blood.
- f) Your _____ **filter** the blood.
- g) Your _____ **holds** everything together in a protective waterproof layer.

2. Write the name of the major organs from the previous unit on the corresponding picture.



1. _____



2. _____



3. _____



4. _____



5. _____



6. _____

Which organ is missed? The organ missed is the _____

Subject Computer

- Learn and write ch-1
- Draw the picture of main parts of the computer.

Activity :-

- Paste the picture of computer parts. (A4 Size sheet)

Name: _____ Date: _____

24

PARTS OF COMPUTER

Cut out the words and paste them in the correct box to label the parts of the computer.



keyboard

CPU

mouse

printer

screen

monitor

COMPUTER MOUSE



Name: _____ Grade: _____

Q. CHOOSE THE CORRECT ANSWER AND WRITE IN THE BLANKS.

- 1) Mouse is a _____ device.
a) clicking b) pointing
- 2) A mouse has _____ buttons.
a) 2 b) 3
- 3) Mouse is used for _____
a) typing b) playing games
- 4) The small arrow on screen is called _____
a) mouse pointer b) keys
- 5) _____ is an input device.
a) Monitor b) Mouse
- 6) When we press any mouse buttons it's called _____.
a) click b) press

Subject G.K.

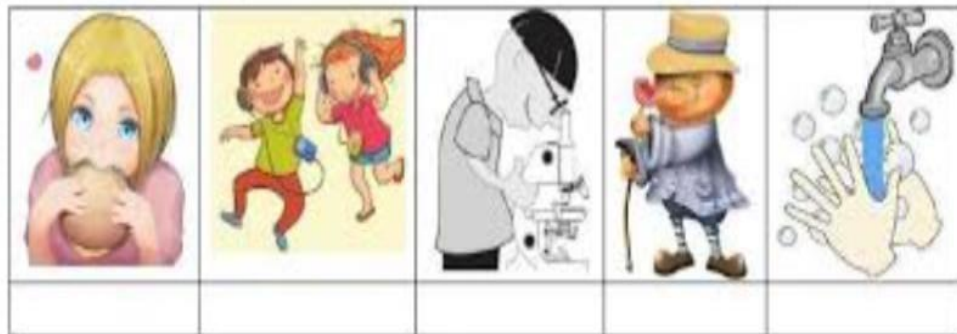
- Learn ch – 1 to 10.
- Learn and write current affair (5 times).

Activity :-

- Paste the picture of good habits. (in chart paper)

THE SENSE ORGANS

1. Which sense are these people using? (ARRASTRA EL SENTIDO CON SU FOTO CORRESPONDIENTE)



SIGHT

TASTE

TOUCH

HEARING

SMELL

2. Write each word in the correct place: (ESCRIBE EN MINÚSCULAS LAS PALABRAS EN SU LUGAR CORRECTO)

sense

hear taste see
smell touch

body parts

eyes nose hand
tongue ears



I CAN _____ WITH MY _____



I CAN _____ WITH MY _____



I CAN _____ WITH MY _____



I CAN _____ WITH MY _____



I CAN _____ WITH MY _____



Months of the Year

Word Scramble Worksheet

Parents, help your child to:

1. Identify the name of the month by unjumbling the letters
2. Write the correct name of the month on the line

uanJary

yraurbeF

raMch

riAlp

yaM

uJne

ylJu

Austgu

temSepber

oberctO

vemNovber

bercemDe

Subject Drawing

- Do page no. 3 to 7 in your book.

Activity :-

- Make circle pattern on the sea horse.
- Make a rabbit by pasting cotton and wool. Then cut grass and eye shape from the paper and paste.

Have a happy and Safe
Summer Holidays

Session-2025-26



Pushpanjali Modern Public
School